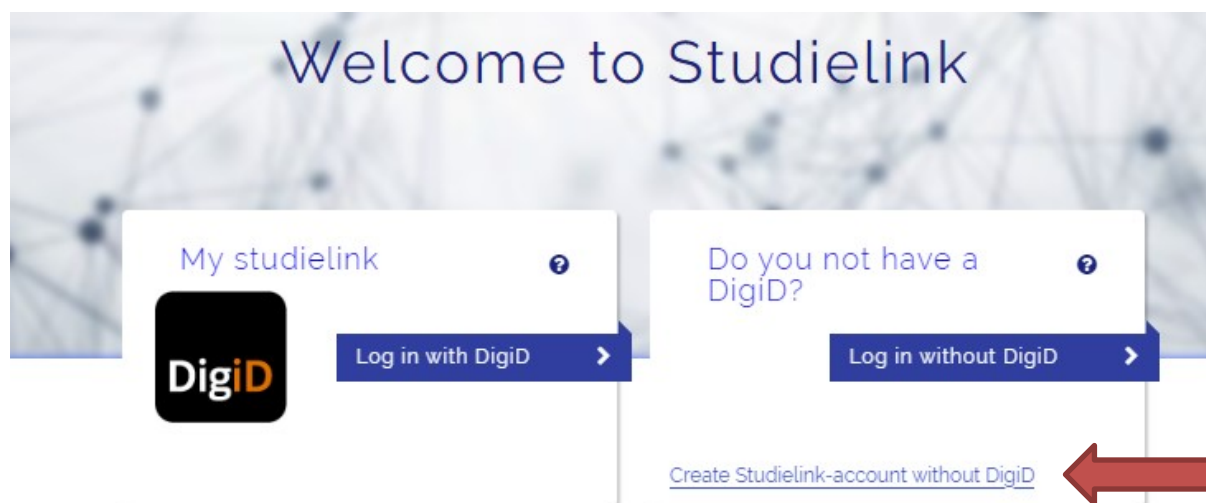


## How to enroll through Studielink?

- If you **do not** have a Studielink account, begin with step nr. 1.
- If you **do** have a Studielink account, begin with step nr. 4.
- When you come to Studielink page, select “English” language to continue in English:



**Step 1:** Create a new Studielink account (if you do not live in the Netherlands!) by selecting “Create Studielink-account without DigiD”:



\*If you live in the Netherlands and you have a DigiD, then proceed with “Log in with DigiD”.

**Step 2:** Fill in all fields in Studielink. At the end of all steps please click on “Submit”

\* Please note that you can find Codarts under: “**University of applied Science**” and the program that you are applying for is “**Bachelor of Dance**”.

\* The audition place is “Rotterdam”.

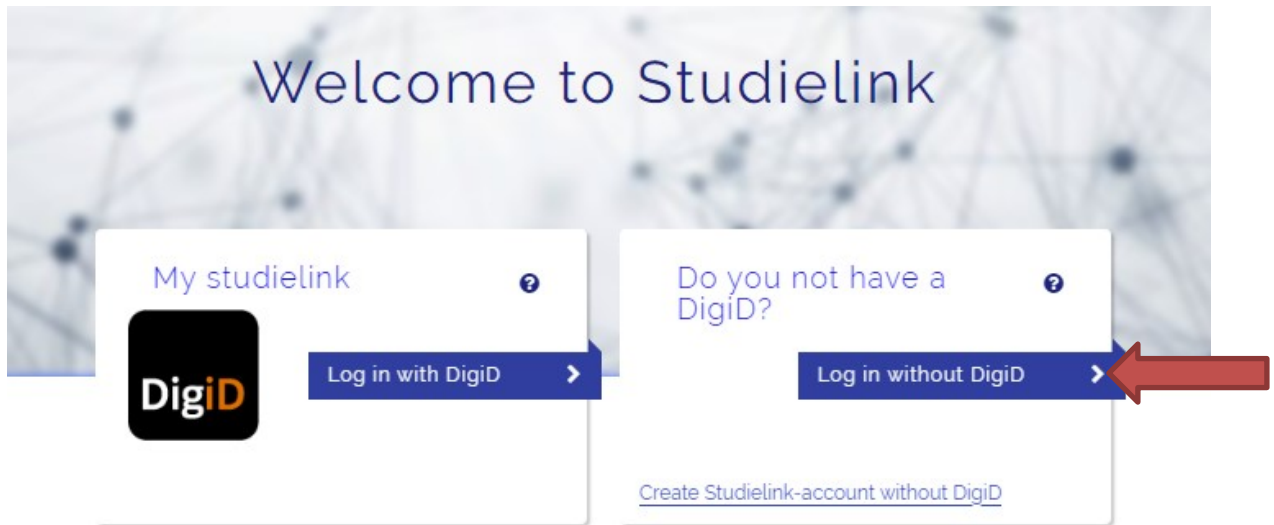
**Step 3:** If you have submitted your application, you will receive 2 e-mails from Studielink:

1. An e-mail with your student number

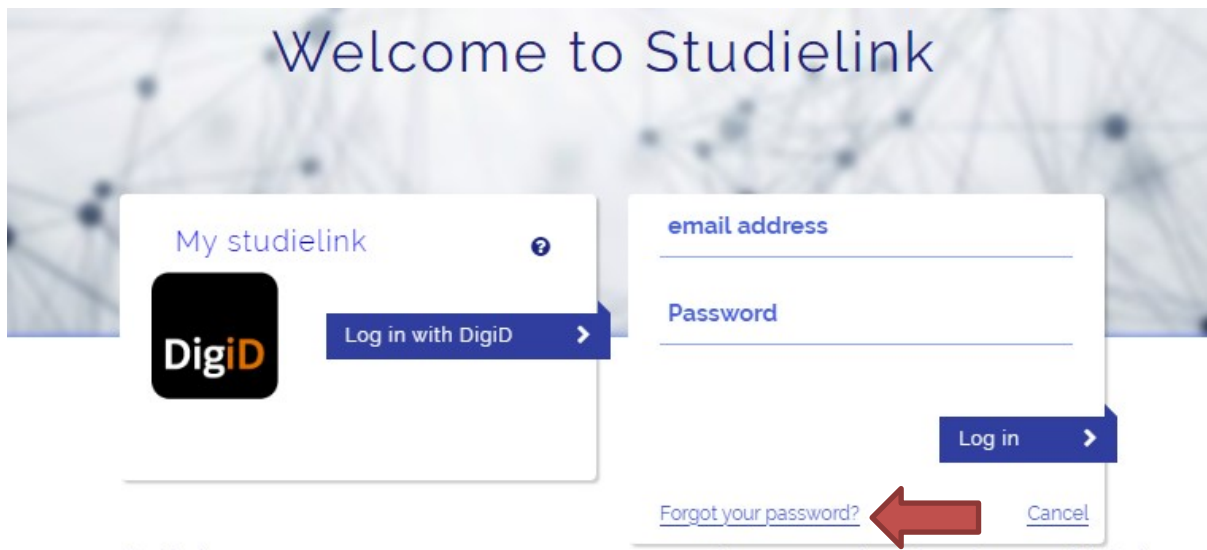
2. An e-mail with the information that you have to send your ID and diploma. **You do not have to**

**send us any documents yet!**

**Step 4:** If you have a Studielink account but **do not** live in Netherlands (example: you have applied for an audition last year) then click on "Log in without DigiD":



**Step 5:** If you do not have your username and password any more, then click on "Forgot your Password?":



\* By entering the e-mail address that you have used to create the Studielink account, you will receive within few moments **2** e-mails from Studielink (your username and your password).

If you have any questions regarding the Studielink registration please contact ASC via [asc@codarts.nl](mailto:asc@codarts.nl)